

वैज्ञानिक तथा औद्योगिक अनुसंधान परिषद्
Council of Scientific & Industrial Research
राष्ट्रीय वांतरिक्ष प्रयोगशालाएं
National Aerospace Laboratories



CSIR - NAL Estd. 1959
ISO 9001 : 2015
Certified Organization

INVITATION FOR BIDS/NIT

Tender No. NAL/PUR/ACD/488/20-Y

Dated: 04-Mar-2021

CSIR- National Aerospace Laboratories (NAL), Bengaluru, India is one of the premier laboratories under Council of Scientific and Industrial Research (CSIR), an autonomous body under Department of Scientific and Industrial Research, Government of India, New Delhi. CSIR-NAL is a Science and Knowledge based Research, Development and Consulting Organization. It is internationally known for its excellence in Scientific Research in Aerospace Engineering.


The Director, CSIR-NAL invites online quotation for procurement of the following item(s) for day to day research work.

Sl.No.	Description of Items	Unit	Quantity
1	Fabrication of Granite Tables as per the Drawing - Type 1	Nos	04
2	Fabrication of Granite Tables as per the Drawing - Type 2	Nos	04
3	Fabrication of Granite Tables as per the Drawing - Type 3	Nos	02
	Please refer Annexure for detailed specification.		

Single / Double Bid	Single	Tender Type	Open
Bid Security (EMD) (in INR)	Bid Security Declaration should be enclosed with quotation	Bid submission end date	25-Mar-2021 10.00 Hrs
Performance Security	Nil	Bid opening date	26-Mar-2021 11.00 Hrs

01. Tender Documents may be downloaded from Central Public Procurement Portal <https://www.etenders.gov.in>. Aspiring Bidders who have not enrolled/ registered in e- procurement should enroll/ register before participating through the website <https://www.etenders.gov.in>. The portal enrolment is free of cost. Bidders are advised to go through instructions provided at 'Instructions for online Bid Submission'.
02. Tenderers can access tender documents on the website (For searching in the NIC site <https://www.etenders.gov.in>, kindly go to Tender Search option, select tender type and select ' Council of Scientific and Industrial Research' in organization tab and select NAL-Bengaluru-CSIR in department type Thereafter, Click on "Search" button to view all CSIR-NAL, Bengaluru tenders). Select the appropriate tender and fill them with all relevant information and submit the completed tender document online on the website <https://www.etenders.gov.in> as per the schedule given in the next page.
03. Either the Indian Agent on behalf of the Foreign principal or the Foreign principal can bid directly in a tender but not both. However, the offer of the Indian Agent should also accompany the authorization letter from their principal. To maintain sanctity of tendering system, one Indian Agent cannot represent two different Foreign principals in one tender.
04. Unsolicited / conditional / unsigned tenders (Quotations)/Quotations received after the due date and time **shall be summarily rejected**. The Bidder shall comply the terms and conditions of the tender, failing which, the offer shall be liable for rejection.
05. The Bidders proposing to supply finished products directly/indirectly from vendors of countries sharing the land border with India should submit copy of registration done with the Ministry of Home Affairs and Ministry of External Affairs.

पी बी सं. 1779, एचएएल एयरपोर्ट रोड , कोडिहल्ली, बेंगलुरु - 560 017, भारत,
P B No 1779, HAL Airport Road, Kodihalli, Bengaluru - 560 017, INDIA
फोन / Phone : (का./ Off) : +91 - 80 - 2508 6040 - 45, फैक्स / FAX : +91-80-2526 9611



06. If the Products supplied are not from vendors of countries sharing land border with India, the Bidders have to enclose a declaration to that effect.

The bids of those Bidders failing to comply with the above clauses will be summarily rejected.

07. Bidders are requested to refer to the instruction regarding Procurement Policies for Make in India issued by Ministry of Commerce and Industry, Department of Industrial Policy and Promotion dated. 28-May-2018 and 4-Jun-2020 and guidelines as and when issued.
08. The prospective bidders are requested to refer to the Standard Terms and Conditions available on NAL Internet (www.nal.res.in) under the icon Tender-Purchase before formulating and submitting their bids
09. The Director, CSIR- National Aerospace Laboratories, Bengaluru reserves the right to accept any or all the tenders either in part or in full or to split the order without assigning any reasons there for.

Raman Kumar
Stores & Purchase Officer

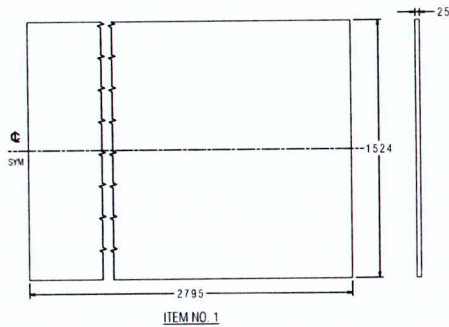
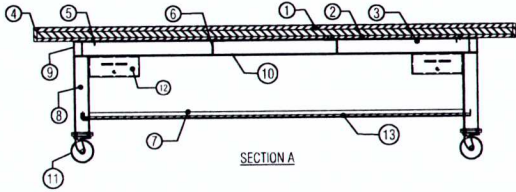
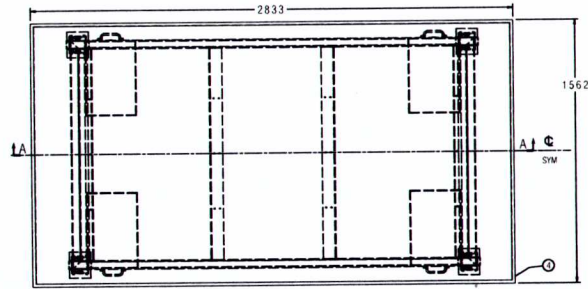
Fabrication of Granite Tables

UTN No : ACD100221VO19458

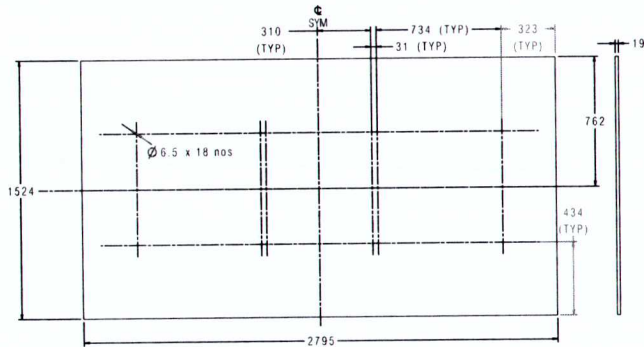
Sl. No	Item Description	Qty
1	<p>Fabrication of granite tables as per the Drawing supplied by NAL.</p> <p>I. Scope of NAL</p> <p>1. NAL will supply the following Hard copy of the Drawings to Vendor's, to fabricate the granite tables Type -1 + Type-2+ Type-3 = 04+04+02 = 10 No's</p> <p>a. Fabrication of granite tables-Type-1 -04 Nos - Dwg No: ACD-1350G (Refer Annexure-2)</p> <p>b. Fabrication of granite tables-Type-2 -04 Nos - Dwg No: ACD-950G (Refer Annexure-3)</p> <p>c. Fabrication of granite tables-Type-3- 02 Nos - Dwg No: ACD-600G (Refer Annexure-4)</p> <p>2. NAL representatives will do the Inspection at Vendor's place after fabrication and before dispatch of the granite tables.</p> <p>II. Scope of Vendor</p> <p>1. Details & Requirements regarding the fabrication of granite tables. Vendor should fabricate following granite tables as per drawing</p> <p>a. Fabrication of granite tables-Type-1 -04 No's - Dwg No: ACD-1350G (Refer Annexure-2)</p> <p>b. Fabrication of granite tables-Type-2 -04 No's - Dwg No: ACD-950G (Refer Annexure-3)</p> <p>c. Fabrication of granite tables-Type-3 -02 No's - Dwg No: ACD-600G (Refer Annexure-4)</p> <p>d. Vendor should give prior intimation to NAL at least two days in advance for inspection of granite tables</p> <p>e. Vendor should return the drawings after successful completion of the job.</p> <p>f. Vendor should submit the granite details during quote</p> <p>III. Details & Requirements regarding the Inspection & Acceptance</p> <p>a. NAL representatives will do the Inspection at Vendor's place and after NAL representative's acceptance, the fabricated granite tables to be delivered to NAL stores.</p> <p>b. Acceptance test plan (ATP) is as per drawing requirements (Refer drawings)</p> <p>IV. Details & Requirements regarding the Transit Movement</p> <p>a. After acceptance of the granite tables by NAL representative, movement of the granite tables from vendor location to NAL is vendor's responsibility.</p> <p>V. Instructions related to the Delivery schedule</p> <p>a. Vendor should deliver the fabricated granite tables to NAL Kodihalli stores, within 60 days on receipt of purchase order.</p>	<p>1 set (10 No's)</p>



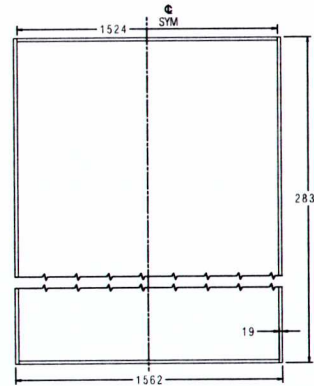
ANNEXURE-2



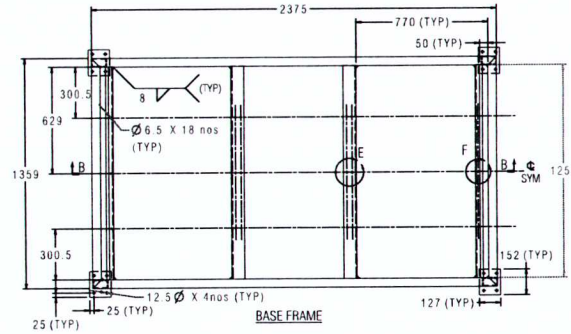
ITEM NO. 1



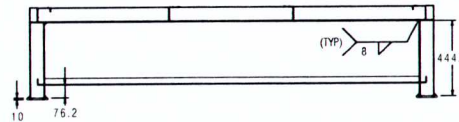
ITEM NO. 3



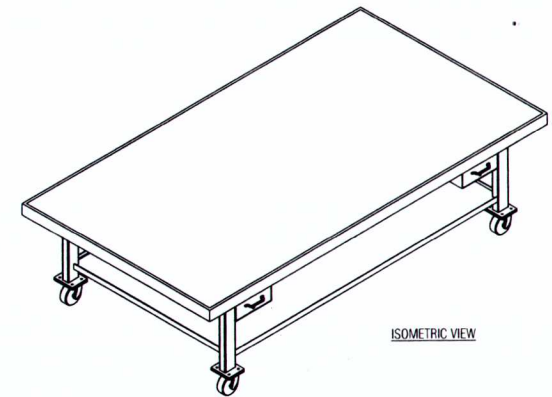
ITEM NO. 4



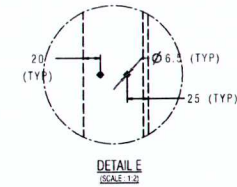
BASE FRAME



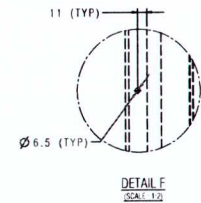
SECTION B



ISOMETRIC VIEW



DETAIL E
SCALE: 1:2



DETAIL F
SCALE: 1:2

13	1	BOTTOM RACK	1340X2196	MARINE PLYWOOD
12	4	DRAWER WITH LOCK	450X300X120	M.S.
11	4	WHEELS	142mm	NYLON
10	2	LONGITUDINAL MEMBER	2935' 5"	M.S.
9	2	CROSS MEMBER	2935' 5"	M.S.
8	4	VERTICAL MEMBER	2935' 5"	M.S.
7	2	ANGLE	1594mm Thick	M.S.
6	2	ANGLE	1594mm Thick	M.S.
5	2	ANGLE	1594mm Thick	M.S.
4	2	SIDE SUPPORT	1524X1903	MARINE PLYWOOD
3	2	SIDE SUPPORT	7833X1903	MARINE PLYWOOD
2	1	BASE SUPPORT	2795X1524	MARINE PLYWOOD
1	1	STYRENE SHEET	2795X1524 1.5" Thick	STYRENE FOAM
1	1	SURFACE PLATE	2795X1524	GRANITE
ITEM NO.	QUANTITY	DESCRIPTION	SIZE	MATERIAL

NOTES:

- ITEM NO. 1 TO BE SCRATCH RESISTANT.
- TOP SURFACE OF GRANITE SHOULD BE SMOOTH FINISH & IN ONE PLANE WITH TOLERANCE OF $\pm 0.2mm$.
- ITEM NO. 3 TO BE FASTENED ON ITEM NO. 5 AND 6 USING M6 NUT AND BOLT.
- 1.5" STYRENE FOAM SHEET TO BE PLACED ON ITEM NO. 3 AND ITEM NO. 1 ABOVE IT.
- 4 nos. DRAWER WITH LOCK TO BE PROVIDED UNDER THE SURFACE TABLE.
- MS SHEET THICKNESS USED TO BE 1.5mm FOR DRAWER.
- ITEM NO. 11 TO BE FASTENED WITH THE BASE PLATE OF THE TABLE USING M12 NUT AND BOLT.
- ITEM NO. 4 TO BE SCREWED TO ITEM 3 USING M6 SCREW.
- CHAMFER ALL SHARP EDGES TO MAXIMUM 2X2mm.
- THE FRAME TO BE FINISHED WITH TWO PRIMER COAT AND ONE COAT OF ASH GREY.
- THE NYLON WHEELS LOAD CAPACITY TO BE 750 kgs FOR EACH WHEEL WITH LOCKING FACILITY.

TABLE TYPE I : 4 NOS.

ITEM NO.	QUANTITY	DESCRIPTION	SIZE	MATERIAL
13	1	BOTTOM RACK	1340X2196	MARINE PLYWOOD
12	4	DRAWER WITH LOCK	450X300X120	M.S.
11	4	WHEELS	142mm	NYLON
10	2	LONGITUDINAL MEMBER	2935' 5"	M.S.
9	2	CROSS MEMBER	2935' 5"	M.S.
8	4	VERTICAL MEMBER	2935' 5"	M.S.
7	2	ANGLE	1594mm Thick	M.S.
6	2	ANGLE	1594mm Thick	M.S.
5	2	ANGLE	1594mm Thick	M.S.
4	2	SIDE SUPPORT	1524X1903	MARINE PLYWOOD
3	2	SIDE SUPPORT	7833X1903	MARINE PLYWOOD
2	1	BASE SUPPORT	2795X1524	MARINE PLYWOOD
1	1	STYRENE SHEET	2795X1524 1.5" Thick	STYRENE FOAM
1	1	SURFACE PLATE	2795X1524	GRANITE
ITEM NO.	QUANTITY	DESCRIPTION	SIZE	MATERIAL

TABLE TYPE - I

ACD - 1350 G

ANNEXURE-3

ITEM NO. 1

ITEM NO. 4

ITEM NO. 3

ITEM NO. 2

ISOMETRIC VIEW

ITEM NO. 1

ITEM NO. 4

ITEM NO. 3

ITEM NO. 2

ISOMETRIC VIEW

ITEM NO. 1

ITEM NO. 4

ITEM NO. 3

ITEM NO. 2

ISOMETRIC VIEW

ITEM NO. 1

ITEM NO. 4

ITEM NO. 3

ITEM NO. 2

ISOMETRIC VIEW

ITEM NO. 1

ITEM NO. 4

ITEM NO. 3

ITEM NO. 2

ISOMETRIC VIEW

ITEM NO. 1

ITEM NO. 4

ITEM NO. 3

ITEM NO. 2

ISOMETRIC VIEW

ITEM NO. 1

ITEM NO. 4

ITEM NO. 3

ITEM NO. 2

ISOMETRIC VIEW

ITEM NO. 1

ITEM NO. 4

ITEM NO. 3

ITEM NO. 2

ISOMETRIC VIEW

ITEM NO. 1

ITEM NO. 4

ITEM NO. 3

ITEM NO. 2

ISOMETRIC VIEW

ITEM NO. 1

ITEM NO. 4

ITEM NO. 3



DETAIL F
SCALE: 1:2

13	1	BOTTOM RACK	215X0776	MARINE PLYWOOD
12	4	DRAWER WITH LOCK	450X300X120	M.S.
11	4	NYLON WHEELS	142mm	NYLON
10	2	LONGITUDINAL MEMBER	2'X3 5", 4mm Thick	M.S.
9	2	CROSS MEMBER	2'X3 5", 4mm Thick	M.S.
8	4	VERTICAL MEMBER	2'X3 5", 4mm Thick	M.S.
7	2	L ANGLE	1.5"X 4mm Thick	M.S.
	2	L ANGLE	1.5"X 4mm Thick	M.S.
6	2	L ANGLE	3"X 6mm Thick	M.S.
5	2	L ANGLE	1"X 4mm Thick	M.S.
4	2	SIDE SUPPORT	2477X19X82	MARINE PLYWOOD
	2	SIDE SUPPORT	940X19X82	MARINE PLYWOOD
3	1	BASE SUPPORT	2439X940, 19mm Thick	MARINE PLYWOOD
2	1	STYRENE SHEET	2439X940, 1.5" Thick	STYRENE FOAM
1	1	SURFACE PLATE	2439X940, 25mm Thick	GRANITE
ITEM NO.	QUANTITY	DESCRIPTION	SIZE	MATERIAL

TABLE TYPE II : 4 NOS.

[illegible]

[illegible]

6	4	BASE PLATE	100X100, 5mm THICK	M.S.
5	1	SUPPORT FRAME	1" SQ. BAR (4mm THICK)	M.S.
4	2	SIDE SUPPORT	2538X1982.5	MARINE PLYWOOD
	2	SIDE SUPPORT	600X1982.5	MARINE PLYWOOD
3	1	BASE SUPPORT	2500X600, 19mm Thick	MARINE PLYWOOD
2	1	STYRENE SHEET	2500X600, 1.5" THICK	STYRENE FOAM
1	1	SURFACE PLATE	2500X600, 25mm Thick	GRANITE
ITEM NO	QUANTITY	DESCRIPTION	SIZE	MATERIAL

TABLE TYPE III : 2 NOS.

				Q01	NAME	Q02A	DATE	ADVANCED COMPOSITES DIVISION			
				Q03A	DESIGN	Q03B	Q03C	NATIONAL AERONAUTICS LABORATORY, WASHINGTON, D.C. 20567			
				Q04	Q05	Q06					
				Q07							
				Q08							
				Q09							
				Q10							
				Q11							
				Q12							
				Q13							
				Q14							
				Q15							
				Q16							
				Q17							
				Q18							
				Q19							
				Q20							
				Q21							
				Q22							
				Q23							
				Q24							
				Q25							
				Q26							
				Q27							
				Q28							
				Q29							
				Q30							
				Q31							
				Q32							
				Q33							
				Q34							
				Q35							
				Q36							
				Q37							
				Q38							
				Q39							
				Q40							
				Q41							
				Q42							
				Q43							
				Q44							
				Q45							
				Q46							
				Q47							
				Q48							
				Q49							
				Q50							
				Q51							
				Q52							
				Q53							
				Q54							
				Q55							
				Q56							
				Q57							
				Q58							
				Q59							
				Q60							
				Q61							
				Q62							
				Q63							
				Q64							
				Q65							
				Q66							
				Q67							
				Q68							
				Q69							
				Q70							
				Q71							
				Q72							
				Q73							
				Q74							
				Q75							
				Q76							
				Q77							
				Q78							
				Q79							
				Q80							
				Q81							
				Q82							
				Q83							
				Q84							
				Q85							
				Q86							
				Q87							
				Q88							
				Q89							
				Q90							
				Q91							
				Q92							
				Q93							
				Q94							
				Q95							
				Q96							
				Q97							
				Q98							
				Q99							
				Q00							

BID-SECURING DECLARATION FORM

Date: _____

Bid No. _____

To (insert complete name and address of the purchaser)

I/We. The undersigned, declare that:

I/We understand that, according to your conditions, bids must be supported by a Bid Securing Declaration.

I/We accept that I/We may be disqualified from bidding for any contract with you for a period of one year from the date of notification if I am /We are in a breach of any obligation under the bid conditions, because I/We

(a)	have withdrawn/modified/amended, impairs or derogates from the tender, my/our Bid during the period of bid validity specified in the form of Bid; or
(b)	having been notified of the acceptance of our Bid by the purchaser during the period of bid validity
	(i) fail or refuse to execute the contract, if required, or
	(ii) fail or refuse to furnish the Performance Security, in accordance with the Instructions to Bidders.

I/We understand this Bid Securing Declaration shall cease to be valid if I am/we are not the successful Bidder, upon the earlier of (i) the receipt of your notification of the name of the successful Bidder; or (ii) thirty days after the expiration of the validity of my/our Bid.

Signed: (insert signature of person whose name and capacity are shown)
in the capacity of (insert legal capacity of person signing the Bid Securing Declaration).

Name: (insert complete name of person signing the Bid Securing Declaration)

Duly authorized to sign the bid for an on behalf of: (insert complete name of Bidder)

Dated on _____ day of _____ (insert date of signing)

Corporate Seal (where appropriate)

Note:

1. In case of a Joint Venture, the Bid Securing Declaration must be in the name of all partners to the Joint Venture that submits the bid.
2. Bid Security declaration must be signed in by the Proprietor/CEO/MD or equivalent level of Officer of the company.